

GENTS OF TORONTO
BOUTIQUE BARBERSHOP

THE GENTS STYLE BOOK
CURATED MEN'S GROOMING & STYLING GUIDE

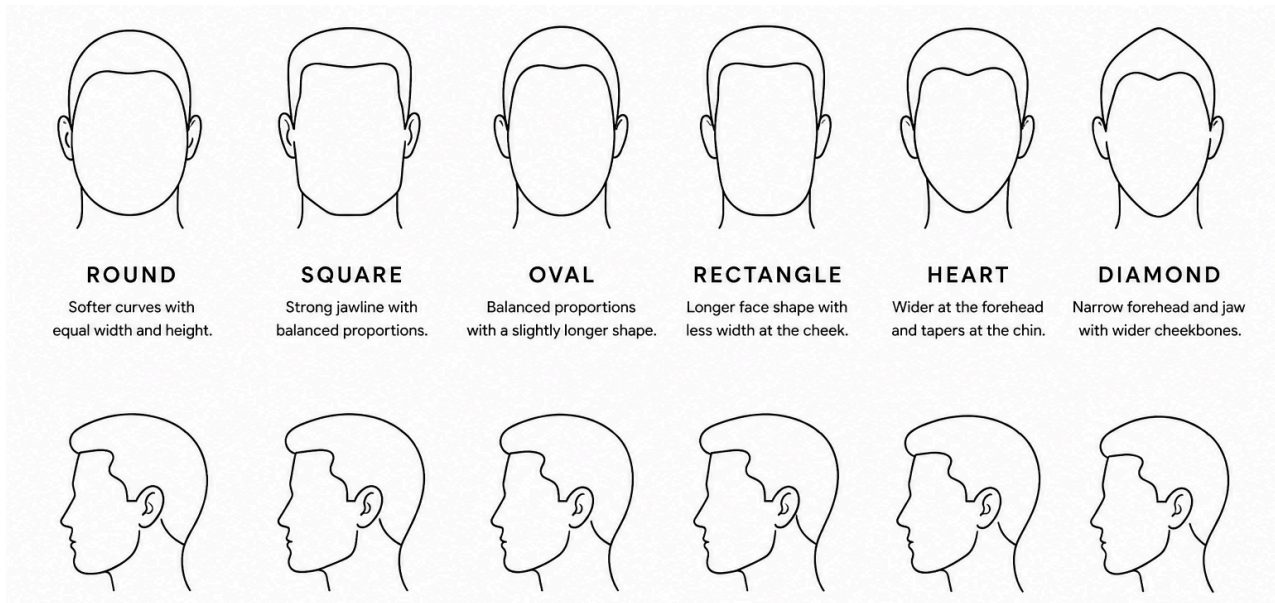
GENTS OF TORONTO
EST 2018

A guide to modern men's hairstyles, grooming and styling.

Explore different cuts, lengths and finishes with guidance on face shapes, hair types and recommended products.

GENTS OF TORONTO
BOUTIQUE BARBERSHOP

Understanding Face Shapes



Oval

Balanced proportions that suit almost all styles, from buzz cuts through to longer textured looks.

Square

Strong jawline and defined structure. Works well with fades, textured crops, quiffs and slicker styles.

Round

Benefits from extra height and sharper shape through the sides. Styles with texture and lift usually work best.

Rectangle

Best balanced with softer texture and less excessive height through the top. Medium lengths and fringes work well.

Heart

Wider through the forehead with a narrower jawline. Styles with natural movement and softer texture tend to suit best.

Diamond

Narrower forehead and jaw with more width through the cheekbones. Textured styles and medium lengths work well.

Understanding Hair Types

Straight Hair

Clean structure and sharper finishes. Works well with classic and textured styles.

Thick Hair

Best suited to texture, layering and weight removal for easier styling and movement.

Fine Hair

Benefits from volume, shorter structure and lighter matte products.

Wavy Hair

Natural movement and texture work best with softer, more relaxed styling.

Curly Hair

Benefits from moisture, shape and softer natural control rather than heavy styling.

Styling Finishes

Matte

A dry natural finish with no shine. Best for texture, movement and relaxed styling.

Natural

Soft control with subtle movement and a more effortless finish.

Textured

Piecey separation and definition designed to create movement through the hair.

Polished

Cleaner structure and more controlled styling with a refined finish.

Shine

Classic sleek finish with stronger definition and a more traditional look.

Products we use in-store

Texture & Matte

- Moon Dust Matte Texture Powder
 - Sea Salt Beach Muk
 - Mr Muk Gritty Paste
 - Mr Muk Ultra Dry Paste

Natural & Flexible

- Kinky Muk
- King Brown Matte Pomade

Strong Hold

- Mr Muk Extreme Mud
 - Mr Muk Brutal Mud
- King Brown Paste Pomade

Classic Finish

- King Brown Original Pomade
- Mr Muk Extra Hold Pomade

Short/Medium/Long Styles

SHORT STYLES

- 1.The Modern Buzz Cut
- 2.Textured Crop
- 3.High & Tight 2.0
- 4.French Crop
- 5.Skin Fade with Textured Top
- 6.Caesar Cut Modern Edition
- 7.Crew Cut with Hard Part
- 8.Burr Cut with Low Fade

MEDIUM STYLES

- 9.Textured Quiff
- 10.Casual Slick Back
- 11.Side Part with Volume
- 12.Messy Fringe
- 13.Faux Hawk Modern
- 14.Ivy League Evolved
- 15.Comb Over Fade
- 16.Wavy Textured Style
- 17.Angular Fringe

LONGER STYLES

- 18.Shoulder-Length Flow
- 19.Long Slick Back
- 20.Man Bun Contemporary
- 21.Long Layers with Curtain Bangs
- 22.Long Textured Waves
- 23.Long Fringe Pushed Back
- 24.Shaggy Layers
- 25.Long Top with Undercut

The Modern Buzz Cut

1. The Modern Buzz Cut

A clean, minimal style that has evolved into something far more refined than the traditional military cut. The modern version uses subtle length variation and texture to create shape and balance.

Face Shapes

Oval, square and diamond face shapes.

Hair Types

Straight, thick or coarse hair, receding.



How to Style This Cut

- Start with clean, dry hair
- Apply a very small amount of product for subtle texture and control
- Keep the finish natural rather than shiny
- Brush lightly with the hands for a softer finish

Recommended Products

King Brown Matte Pomade

Control fly aways and fluffiness and an all natural look.

Mr Muk Brutal Mud

Low sheen strong hold mud for texture, easy to apply and reshape.

GENTS OF TORONTO
BOUTIQUE BARBERSHOP

Textured Crop

2. Textured Crop

One of the most versatile modern men's cuts. Short through the sides with soft texture and movement on top for a relaxed, effortless finish.

Best Face Shapes

Works well with most face shapes, especially round and heart shapes.

Best Hair Types

Straight, thick or slightly wavy hair.



How to Style This Cut

- Start with towel-dried or slightly damp hair
- Apply a small amount of product through the top section only
- Use your hands to create natural texture and separation
- Leave natural or lightly blow dry using your hands for a softer result

Recommended Products

Mr Muk Gritty Paste

Firm hold with natural textured separation.

Moon Dust Matte Texture Powder

Adds lightweight texture and matte volume.

High & Tight 2.0

3. High & Tight 2.0

A sharper modern version of the traditional military-inspired cut, featuring tighter sides with slightly more texture and softness through the top.

Best Face Shapes

Oval, square and round face shapes.

Best Hair Types

Straight, thick or coarse hair.



How to Style This Cut

- Keep styling minimal and natural
- Apply a very small amount of product if needed
- Avoid overly heavy or shiny products

Recommended Products

Mr Muk Brutal

For intense definition and texture with a low sheen finish

King Brown Matte Pomade

For a natural finish

French Crop

4.French Crop

A sharp modern cut featuring a shorter fringe with clean tapering through the sides. Easy to style and ideal for a structured but relaxed look.

Best Face Shapes

Oval, round and rectangular face shapes.

Best Hair Types

Straight or fine hair.



How to Style This Cut

- Apply a small amount of product through damp hair
- Push the fringe slightly forward
- Use fingers rather than a comb for texture
- Finish naturally without excess shine

Recommended Products

Mr Muk Ultra Dry Paste

Strong matte texture with separation.

Moon Dust Matte Texture Powder

Adds natural volume and lift.

Skin Fade with Textured Top

5. Skin Fade with Textured Top

One of the most versatile modern men's cuts. Clean through the sides with natural texture and movement on top for a relaxed, effortless finish.

Best Face Shapes

Works well with most face shapes.

Best Hair Types

Straight, thick or slightly wavy hair.



How to Style This Cut

- Start with towel-dried or slightly damp hair
- Apply a small amount of product through the top section only
- Use your hands to create natural texture and separation rather than a polished finish
- For extra lift and volume, apply texture powder lightly through the roots
- Leave natural or lightly blow dry using your hands for a softer result

Recommended Products

Mr Muk Gritty Paste

Firm hold with a natural textured finish.

Moon Dust Matte Texture Powder

Adds lightweight volume, texture and matte control.

GENTS OF TORONTO
BOUTIQUE BARBERSHOP

Caesar Cut Modern Edition

6. Caesar Cut Modern Edition


A modern take on the classic Caesar cut with softer texture, cleaner tapering and a more relaxed finish.

Best Face Shapes

Round, oval and rectangular face shapes.

Best Hair Types

Straight or slightly wavy hair.



How to Style This Cut

- Apply matte product through slightly damp hair
- Push the fringe naturally forward
- Keep texture soft and understated rather than overly styled

King Brown Matte Pomade

Natural control with a dry finish.

Crew Cut with Hard Part

7. Crew Cut with Hard Part

A clean structured cut featuring short sides with a defined hard part for extra sharpness and contrast.

Best Face Shapes

Oval, square and round face shapes.

Best Hair Types

Straight or thick hair.



How to Style This Cut

- Apply product evenly through dry hair
- Keep the finish controlled and clean
- Use a comb lightly around the part for definition

Recommended Products

King Brown Matte Pomade

Natural matte control with medium hold.

Mr Muk Extra Hold

For a shinier finish

Burr Cut with Low Fade

8. Burr Cut with Low Fade

An ultra-short style with a softer low fade for a clean, low-maintenance finish.

Best Face Shapes

Oval, square and diamond face shapes.

Best Hair Types

Straight or coarse hair.



How to Style This Cut

- Keep styling minimal and natural
- Apply only a very small amount of product if needed
- Maintain a matte finish rather than shine

Recommended Products

Moon Dust Matte Texture Powder

Subtle matte texture and lightweight control.

King Brown Matte Pomade

Natural matte finish used sparingly.

Textured Quiff

9. Textured Quiff

A modern version of the classic quiff with softer volume and more natural texture.

Best Face Shapes

Oval, heart and diamond face shapes.

Best Hair Types

Straight, thick or wavy hair.



How to Style This Cut

- Blow dry upward for natural lift
- Apply product through the mid-lengths and ends
- Use your hands to maintain movement and texture

Recommended Products

Mr Muk Extreme Mud

Strong hold with a semi-matte finish.

Moon Dust Matte Texture Powder

Adds lift and lightweight volume.

Casual Slick Back

10. Casual Slick Back

A classic pushed-back style that creates a clean, polished and structured finish.

Best Face Shapes

Oval, rectangular, and square face shapes.

Best Hair Types

Straight or thick hair.



How to Style This Cut

- Start with damp hair
- Blow dry backwards for control
- Apply pomade evenly through the hair
- Comb into place for a clean finish

Recommended Products

King Brown Original Pomade

Classic slick finish with medium shine.

Mr Muk Extra Hold Pomade

Flexible hold with clean shine.

King Brown Pomade

For a natural finish.

GENTS OF TORONTO
BOUTIQUE BARBERSHOP

Side Part with Volume

11. Side Part with Volume

A timeless side-part style with added height and softer movement for a more modern finish.

Best Face Shapes

Oval, rectangle and diamond face shapes.

Best Hair Types

Straight to slightly wavy hair.



How to Style This Cut

- Blow dry upward and to the side for lift
- Apply product evenly through the hair
- Keep the finish structured but natural

Recommended Products

Mr Muk Gritty

Strong hold, texture and volume.

King Brown Matte Pomade

For a natural finish.

Messy Fringe

12. Messy Fringe

A relaxed textured style with forward movement through the fringe and softer natural separation.

Best Face Shapes

Oval, heart and rectangle face shapes.

Best Hair Types

Wavy, thick or textured hair.



How to Style This Cut

- Apply matte product through damp hair
- Push the fringe naturally forward
- Twist sections lightly with the fingers for texture
- Keep the finish relaxed and effortless

Recommended Products

Kinky Muk

Soft natural finish.

Sea-Salt Spray

Natural, textured, beach hair finish.

Faux Hawk Modern

13. Faux Hawk Modern

A softer, more wearable version of the classic faux hawk with natural texture and cleaner tapering.

Best Face Shapes

Oval and square face shapes.

Best Hair Types

Straight, thick or textured hair.



How to Style This Cut

- Blow dry upward through the centre section
- Apply product through the mid-lengths for texture and hold
- Keep the sides softer rather than overly sharp

Recommended Products

Mr Muk Gritty Paste

Natural textured separation and flexible hold.

Moon Dust Matte Texture Powder

Adds lightweight volume and texture.

Ivy League Evolved

14. Ivy League Evolved

A refined modern version of the Ivy League cut with slightly more texture and relaxed styling.

Best Face Shapes

Oval, rectangle and diamond face shapes.

Best Hair Types

Straight or slightly wavy hair.



How to Style This Cut

- Blow dry lightly into shape
- Apply a small amount of product evenly
- Comb gently for a cleaner finish while keeping natural movement

Recommended Products

Mr Muk Gritty

A strong hold, while also adding texture and volume

King Brown Matte Pomade

Flexible hold with natural texture.

Moon Dust Texture Powder

Natural, textured finish

GENTS OF TORONTO
BOUTIQUE BARBERSHOP

Comb Over Fade

15. Comb Over Fade

A clean modern style combining a sharp fade with a structured side sweep through the top.

Best Face Shapes

Oval, square and round face shapes.

Best Hair Types

Straight or thick hair.



How to Style This Cut

- Blow dry hair across into shape
- Apply product evenly through the top
- Use a comb for cleaner definition if desired

Recommended Products

Mr Muk Extra Hold Pomade

Flexible polished hold with control.

King Brown Original

Strong, malleable hold with a healthy, medium shine. This makes it ideal for sculpting a tight, clean side part.

GENTS OF TORONTO
BOUTIQUE BARBERSHOP

Wavy Textured Style

16. Wavy Textured Style

A relaxed medium-length style designed to embrace natural wave and movement.

Best Face Shapes

Most face shapes.

Best Hair Types

Wavy or thick hair.



How to Style This Cut

- Apply styling cream through damp hair
- Blow dry loosely using your hands
- Allow the natural wave and texture to remain soft and relaxed

Recommended Products

Moon Dust Matte Texture Powder

Adds lightweight volume and separation.

Mr Muk Brutal

Maximum hold, matte, maximum texture, good for coarse hair

Angular Fringe

17. Angular Fringe

A modern textured cut featuring a more defined forward fringe with sharper shape and movement.

Best Face Shapes

Round, oval and heart face shapes.

Best Hair Types

Straight, thick or textured hair.



How to Style This Cut

- Apply product through damp hair
- Push the fringe slightly forward and across
- Use fingers to create separation and angular texture

Recommended Products

Mr Muk Gritty Paste

Firm hold with textured separation.

Moon Dust Matte Texture Powder

Adds lightweight matte lift.

Shoulder Length Flow

18. Shoulder-Length Flow

A longer natural style focused on movement, softness and effortless flow.

Best Face Shapes

Oval, heart and diamond face shapes.

Best Hair Types

Straight, wavy or curls



How to Style This Cut

- Blow dry loosely using your hands or scrunch dry loosely with towel
- Allow natural movement to remain soft and relaxed

Recommended Products

Kinky Muk

Soft hold with textured separation.

Moon Dust Matte Texture Powder

Adds lightweight matte lift.

Long Slick Back

19. Long Slick Back

A refined longer style with controlled movement and polished finish.

Best Face Shapes

Oval and rectangular face shapes.

Best Hair Types

Straight or thick hair.



How to Style This Cut

- Blow dry backwards from damp or leave damp for a sleeker look
- Apply pomade evenly through the lengths
- Comb lightly for a cleaner finish

Recommended Products

King Brown Original Pomade

Classic slick finish with long-lasting control.

Mr Muk Extra Hold Pomade

Flexible polished hold.

Man Bun Contemporary

20. Man Bun Contemporary

A modern interpretation of the man bun with softer texture and cleaner natural movement.

Best Face Shapes

Oval and square face shapes.

Best Hair Types

Straight, wavy or thick hair.



How to Style This Cut

- Apply a small amount of texture powder or leave-in conditioner lightly through dry hair
- Tie loosely for a more natural finish
- Leave softer texture around the edges rather than pulling tightly back

Recommended Products

Moon Dust Texture Powder

For volume and control, for finer hair

Kinky Muk Leave-in Conditioner

For a healthy finish

GENTS OF TORONTO
BOUTIQUE BARBERSHOP

Long Layers with Curtain Bangs

21. Long Layers with Curtain Bangs


A layered longer style featuring soft curtain-style framing through the front with natural movement throughout.

Best Face Shapes

Heart, oval and rectangle face shapes.

Best Hair Types

Straight, wavy or medium-density hair.



How to Style This Cut

- Blow dry away from the face through the fringe area
- Apply lightweight product through the lengths
- Keep movement soft and natural

Recommended Products

King Brown Matte Pomade

For a natural finish.

Long Textured Waves

22. Long Textured Waves

A relaxed longer style focused on natural wave, movement and effortless texture.

Best Face Shapes

Oval, heart and diamond face shapes.

Best Hair Types

Naturally wavy hair.



How to Style This Cut

- Apply small amount product through damp hair
- Scrunch lightly to encourage natural wave
- Allow hair to dry naturally or diffuse gently

Recommended Products

King Brown Matte Pomade

For a natural finish.

Muk Sea-Salt Spray

For a textured, beach hair look

Long Fringe Pushed Back

23. Long Fringe Pushed Back

A longer layered style with the fringe styled away from the face for relaxed movement and shape.

Best Face Shapes

Diamond and oval face shapes.

Best Hair Types

Straight or wavy hair.



How to Style This Cut

- Apply product lightly through damp hair
- Push the fringe backwards naturally with the hands
- Keep movement soft and effortless

Recommended Products

King Brown Matte Pomade

For a natural, casual finish.

Shaggy Layers

24. Shaggy Layers

A textured layered style with relaxed movement and a more undone finish.

Best Face Shapes

Oval, square and heart face shapes.

Best Hair Types

Wavy or thick hair.



How to Style This Cut

- Apply matte product through damp hair
- Work texture naturally with your hands
- Keep the finish relaxed rather than overly polished

Recommended Products

Mr Muk Gritty Paste

Textured matte separation.

Moon Dust Matte Texture Powder

Adds volume and natural texture.

Long Top with Undercut

25. Long Top with Undercut

A bold modern cut featuring significant length through the top with disconnected shorter sides underneath.

Best Face Shapes

Oval and square face shapes.

Best Hair Types

Straight, thick or wavy hair.



How to Style This Cut

- Blow dry the top section into shape
- Apply product through the mid-lengths and ends
- Keep the sides clean while maintaining movement through the top

Recommended Products

King Brown Matte Pomade

Natural matte control with flexible movement.

Mr Muk Gritty Paste

Textured separation and medium hold.